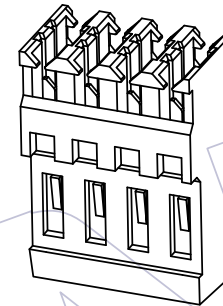
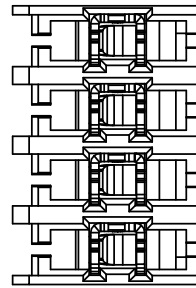


# HSF

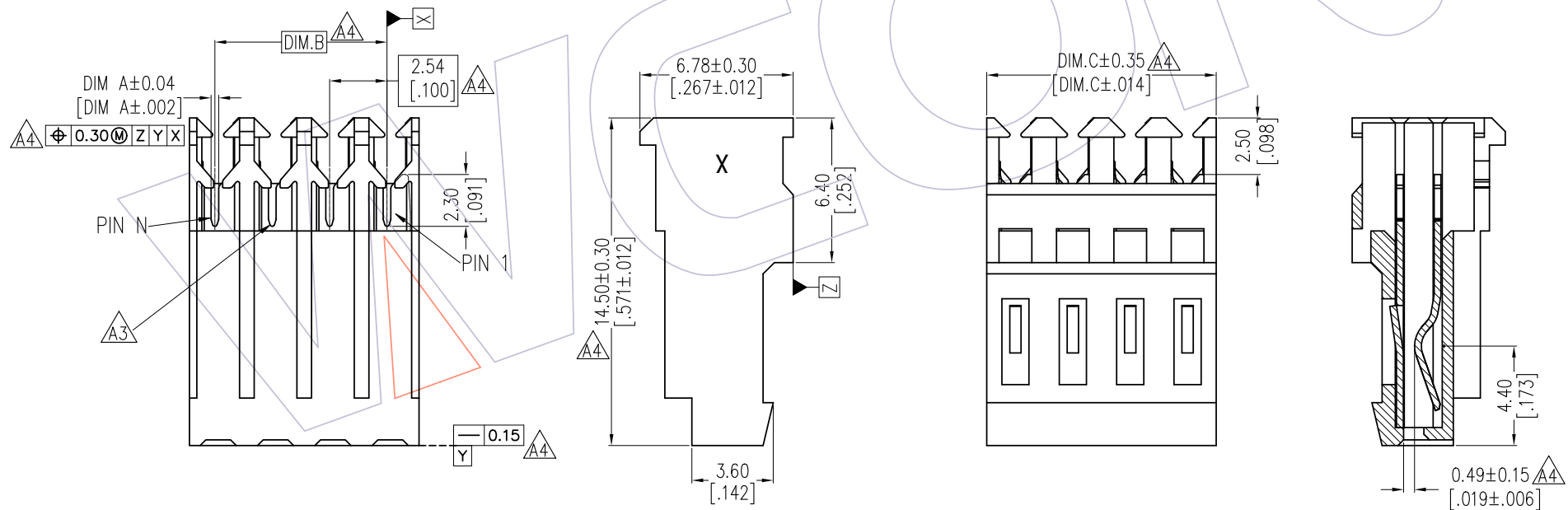
## NOTES:

Current Rating: 3.0~4.0AMP  
 Voltage Rating: 300V AC  
 Contact Resistance: 10mΩ Max  
 Withstand Voltage: 750V AC/DC/Minute  
 Insulation Resistance: 1000MΩ Min  
 Operation Temperature: -55℃ to +105℃

Contact Material: Copsy Alloy  
 Contact plating: See Ordering Information  
 Insulator Material: PA66 UL94V-2



3D VIEW



A4	2020.06.28	Modify Dimension Control Mode	Andrey	OPERATION	DRAW	DATE	SCALE	FIT	PART NO.
A3	2020.04.25	Modify Terminal Slot Spec	Andrey	x.x ± 0.40	Andrey	2020.06.28	UNIT	mm	WF2545-XXHIEXXT02
A2	2020.03.10	Modify P/N	XSR	x.xx ± 0.25	CHECK	DATE	SIZE	A4	TITLE:
A0	2016.10.20	NEW	Ding	x.xxx ± 0.15	APPROVE	DATE	SHEET	1/2	2.54mm Wafer CONN, IDC Type
REV	DATE	MODIFICATION DESCRIPTION	CHANGE	Angle ± 3°			PROJ.	Customer NO.	End Closed Type, W/O Fool-proof
				DIM TOL					



Http: www.wcon.com

WCON-Dongguan  
 Tel: +86 769 85358920  
 Fax: +86 769 85358915  
 E-mail: sales@wcon.com

WCON-Kunshan  
 Tel: +86 512 57468408  
 Fax: +86 512 57468468  
 E-mail: salesks@wcon.com

**HSF**

# Ordering Information $\Delta_2$

## WF 2545- XX HI E XX X XX T 0 2

Company Code

Product Series Code  
254= 2.54mm Pitch  
5= Fifth series

Wire Size  
28-28AWG  
26-26AWG  
24-24AWG  
22-22AWG

Type  
IDC Type

Type of Assemble Cable  
E=End Closed Type

No. of Pins  
02P-30P

Series No.  
2:W/O Fool-proof  
Packing  
0=PE Bag  
Color  
T= Natural

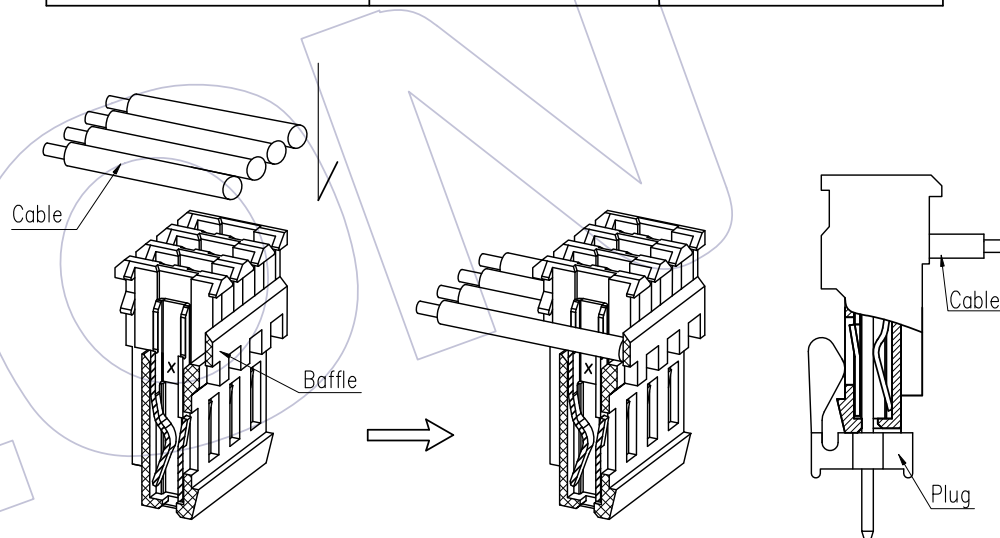
Contact Plating  
Blank: Full Bright Tin  
100u"Min Plated Overall

Contact Material  
B=Brass  
P=Phosphor bronze

FEMALE ASSEMBLY	ADAPTATION MALE ASSEMBLY	
WF 2545-XXHIEXXT02	WF 2541-WRXXEOX	WF 2544-WSXXWOX
	WF 2541-WRHXXTOX	WF 2544-WRXXWOX
	WF 2541-WSXXEOX	WF 2546-WRXXWOX
		WF 2546-WSXXWOX

11P	25.40	27.94	21P	50.80	53.34			
10P	22.86	25.40	20P	48.26	50.80	30P	73.66	76.20
9P	20.32	22.86	19P	45.72	48.26	29P	71.12	73.66
8P	17.78	20.32	18P	43.18	45.72	28P	68.58	71.12
7P	15.24	17.78	17P	40.64	43.18	27P	66.04	68.58
6P	12.70	15.24	16P	38.10	40.64	26P	63.50	66.04
5P	10.16	12.70	15P	35.56	38.10	25P	60.96	63.50
4P	7.62	10.16	14P	33.02	35.56	24P	58.42	60.96
3P	5.08	7.62	13P	30.48	33.02	23P	55.88	58.42
2P	2.54	5.08	12P	27.94	30.48	22P	53.34	55.88
PIN	DIM.B	DIM.C	PIN	DIM.B	DIM.C	PIN	DIM.B	DIM.C

$\Delta_2$



$\Delta_2$  BEFORE ASSEMBLE CABLE

AFTER ASSEMBLE CABLE

MATING

Old Part NO.	New Part NO.	Wire Size:AWG(mm <sup>2</sup> )	DIM.A	CONN. Stripe Color	Current Rating: AMPS
	WF 2545-28HIEXXT02	28AWG(0.08-0.09)	0.20	GREEN	3.0
WF 2545-HIXXW04	WF 2545-26HIEXXT02	26AWG(0.12-0.15)	0.28	BLUE	3.3
WF 2545-HIXXW05	WF 2545-24HIEXXT02	24AWG(0.2)	0.34	BLACK	3.5
WF 2545-HIXXW06	WF 2545-22HIEXXT02	22AWG(0.3-0.4)	0.48	RED	4.0

A3	2020.06.28	Modify Dimension Control Mode	Andrey	OPERATION	DRAW	DATE	SCALE	FIT	PART NO.
A3	2020.04.25	Modify Terminal Slot Spec	Andrey	x.x ±0.40	Andrey	2020.06.28	UNIT	mm	WF 2545-XXHIEXXT02
A2	2020.03.10	Modify P/N	XSR	x.xx ±0.25	CHECK	DATE	SIZE	A4	TITLE:
A0	2016.10.20	NEW	Ding	x.xxx ±0.15	APPROVE	DATE	SHEET	2/2	2.54mm Wafer CONN, IDC Type
REV	DATE	MODIFICATION DESCRIPTION	CHANGE	Angle ± 3°			PROJ.	$\phi$	End Closed Type,W/O Fool-proof
				DIM TOL					Customer NO.

**WCON**

Http: www.wcon.com

WCON-Dongguan  
Tel: +86 769 85358920  
Fax: +86 769 85358915  
E-mail: sales@wcon.com

WCON-Kunshan  
Tel: +86 512 57468408  
Fax: +86 512 57468468  
E-mail: salesks@wcon.com