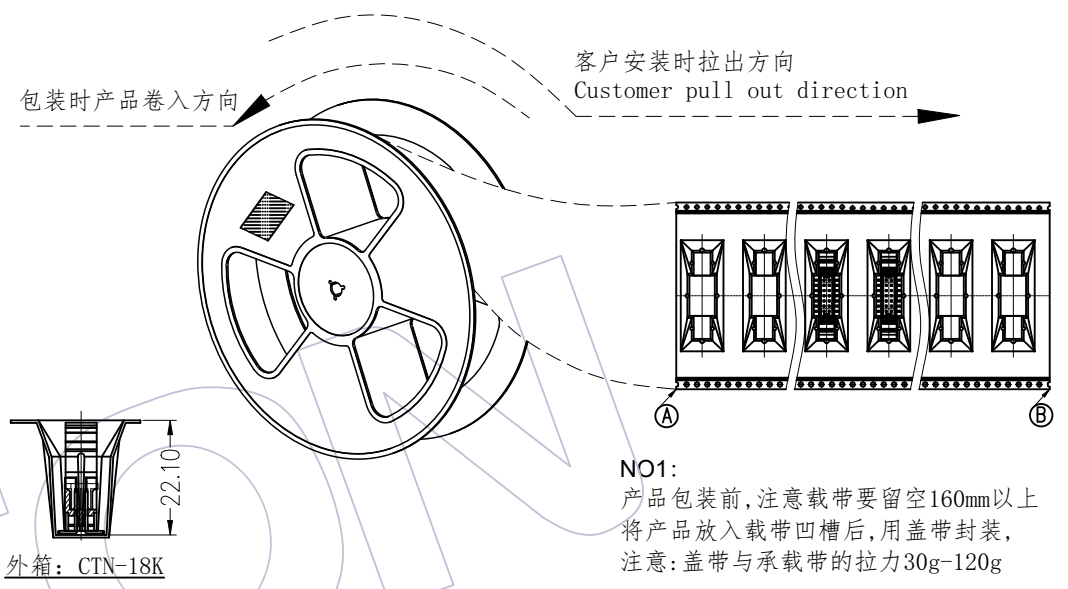
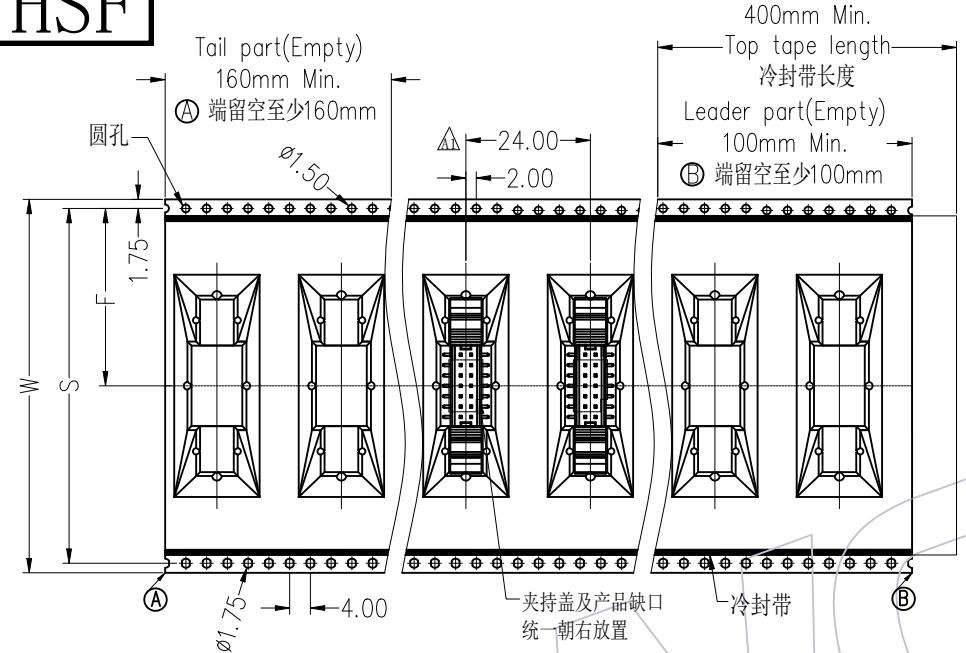
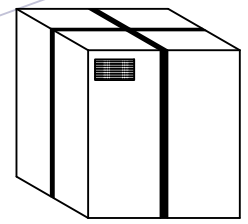


HSF

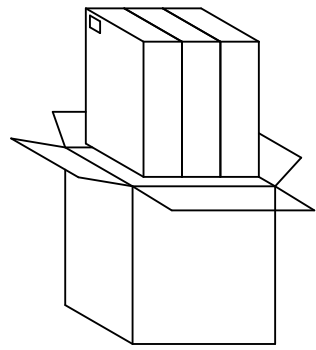


NO1:
产品包装前,注意载带要留空160mm以上
将产品放入载带凹槽后,用盖带封装,
注意:盖带与承载带的拉力30g-120g

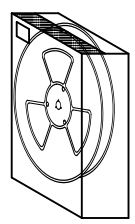
Pin	载带料号	W	S	F	PCS/Reel	PCS/内箱	PCS/外箱
8P	TR3220-MN008M21301	56.0±0.30	52.4±0.10	26.2±0.15	80	80	240
10P	TR3220-MN010M21301	56.0±0.30	52.4±0.10	26.2±0.15	80	80	240
14P	TR3220-14G7201	72.0±0.30	68.4±0.10	34.2±0.15	80	80	240
16P	TR3220-MN016M21301	72.0±0.30	68.4±0.10	34.2±0.15	80	80	240
20P	TR3220-20G7202	72.0±0.30	68.4±0.10	34.2±0.15	80	80	240
24P	TR3220-MN024M21301	72.0±0.30	68.4±0.10	34.2±0.15	80	80	240
26P	TR3220-MN026M21301	72.0±0.30	68.4±0.10	34.2±0.15	80	80	240
30P	TR3220-30G8801	72.0±0.30	68.4±0.10	34.2±0.15	80	80	240
34P	TR3220-MN034M21301	88.0±0.30	84.4±0.10	42.2±0.15	80	80	240
40P	TR3220-40G8802	88.0±0.30	84.4±0.10	42.2±0.15	80	80	240



外箱: CTN-18K
NO4:
封箱,打包,贴标签。



NO3:
将内箱装入外箱(3内箱/外箱)
注意统一标签方向



内箱: CTN-18E
NO2:
将卷盘套上PE-32防水袋,
放入1包干燥剂,
真空机封口后装入内箱,
用封箱胶封装好,并贴上标签。

变更记事

版次	日期	变更说明	变更	核准
REV	DATE	MODIFICATION DESCRIPTION	CHANGE	APPROVE
A1	2019/08/28	P距改善为24mm, 修改成载带系列图	-----	-----
A0	2019/06/10	NEW	-----	-----

工程图 ENGINEERING	绘图 DRAW	刘胜	2019/08/28	SCALE	Fit
X.X	±0.30			UNIT	mm
X.XX	±0.20			SIZE	A4
X.XXX	±0.10			SHEET	1/1
Angle	± 2°			PROJ.	第一角
DIM	TOL				

料号 PART NO.		WCON Electronics (GUANGDONG) Co.,Ltd	
		3220-XXMXXBLR1	
品名 TITLE:		2.0 Ejector Header XXP SMT, Long Latch W/T Cap L=11.3/8.9(0)/3.7 卷装规范	

WCON