HSF

NOTES:
Current Rating: : 3.0A AMP
Rated Voltage: 250V AC/minute
Contact Resistance: 30milliohm Max
Withstand Voltage: 1000V AC/Minute
Insulation Resistance: 1000Megohm Min
Operation Temperature: −40℃to+105℃ A5

Contact Material: Brass
Contact plating: Au or Sn Over Ni
Insulator Material: Polyester(UL94V−0)
Standard: PA6T+30%G.F

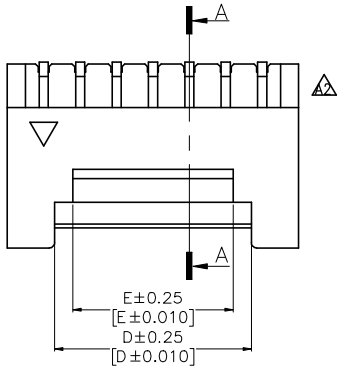

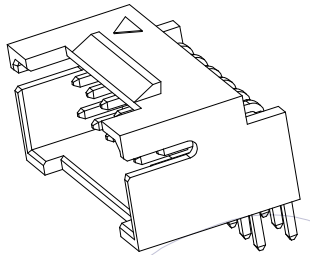

RECOMMENDED PCB LAYOUT
TOLERANCE IS ±0.05

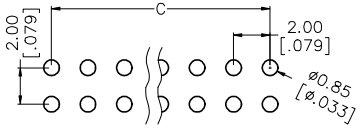

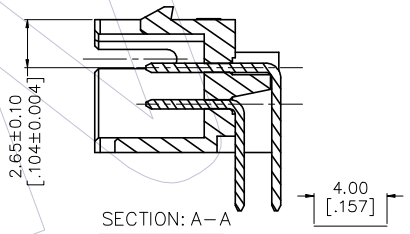

Ordering Information

WF2005-2WR XX E X X

- XX: No.of Pins Per row : 4P~20P
- E: Insulator Color: W= White, B= Black, E= Beige
- X: Packing: T=Tube, A=Tray, 0=PE Bag
- X: (F) A4 1=3.2, 2=2.8, 3=2.5

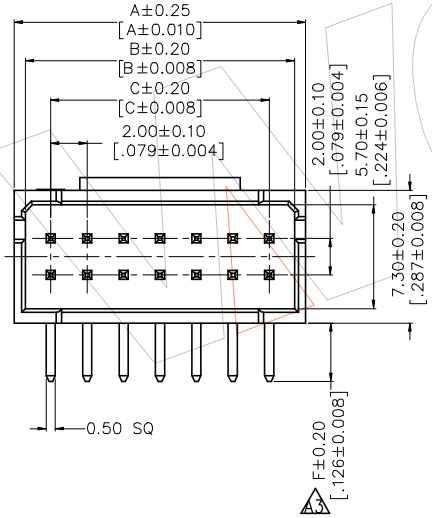

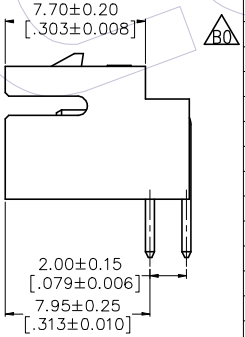

Circuites	Part NO.	Dimensions A	B	C	D	E
2X03	WF2005−2WR03EXX	8.00[0.315]	6.80[0.268]	4.00[0.157]	4.80[0.189]	2.80[0.110]
2X04	WF2005−2WR04EXX	10.00[0.394]	8.80[0.346]	6.00[0.236]	4.80[0.189]	2.80[0.110]
2X05	WF2005−2WR05EXX	12.00[0.472]	10.80[0.425]	8.00[0.315]	6.80[0.268]	4.80[0.189]
2X06	WF2005−2WR06EXX	14.00[0.551]	12.80[0.504]	10.00[0.394]	8.80[0.346]	6.80[0.268]
2X07	WF2005−2WR07EXX	16.00[0.630]	14.80[0.583]	12.00[0.472]	10.80[0.425]	8.80[0.346]
2X08	WF2005−2WR08EXX	18.00[0.709]	16.80[0.661]	14.00[0.551]	12.80[0.504]	10.80[0.425]
2X09	WF2005−2WR09EXX	20.00[0.787]	18.80[0.740]	16.00[0.630]	14.80[0.583]	12.80[0.504]
2X10	WF2005−2WR10EXX	22.00[0.866]	20.80[0.819]	18.00[0.709]	16.80[0.661]	14.80[0.583]
2X11	WF2005−2WR11EXX	24.00[0.945]	22.80[0.898]	20.00[0.787]	18.80[0.740]	16.80[0.661]
2X12	WF2005−2WR12EXX	26.00[1.024]	24.80[0.976]	22.00[0.866]	20.80[0.819]	18.80[0.740]
2X13	WF2005−2WR13EXX	28.00[1.102]	26.80[1.055]	24.00[0.945]	22.80[0.898]	20.80[0.819]
2X14	WF2005−2WR14EXX	30.00[1.181]	28.80[1.134]	26.00[1.024]	24.80[0.976]	22.80[0.898]
2X15	WF2005−2WR15EXX	32.00[1.260]	30.80[1.213]	28.00[1.102]	26.80[1.055]	24.80[0.976]
2X16	WF2005−2WR16EXX	34.00[1.339]	32.80[1.291]	30.00[1.181]	28.80[1.134]	26.80[1.055]
2X17	WF2005−2WR17EXX	36.00[1.418]	34.80[1.370]	32.00[1.260]	30.80[1.213]	28.80[1.134]
2X18	WF2005−2WR18EXX	38.00[1.496]	36.80[1.449]	34.00[1.339]	32.80[1.291]	30.80[1.213]
2X19	WF2005−2WR19EXX	40.00[1.575]	38.80[1.528]	36.00[1.418]	34.80[1.370]	32.80[1.291]
2X20	WF2005−2WR20EXX	42.00[1.654]	40.80[1.606]	38.00[1.496]	36.80[1.449]	34.80[1.370]

REV	DATE	MODIFICATION DESCRIPTION	CHANGE
B0	2022/09/22	Modify Drawing B0	DuYing
A5	2022/04/21	Modify Operation Temperature A5	DuYing
A4	2022/03/08	Modify Drawing A4	DuYing
A0	2013/06/08	NEW	------

OPERATION	
X.X	±0.40
X.XX	±0.25
X.XXX	±0.15
Angle	± 3°
DIM	TOL

DRAW	DuYing	DATE	2022/09/22
CHECK		DATE	
APPROVE		DATE	
SCALE	FIT		
UNIT	mm		
SIZE	A4		
SHEET	1/1		
PROJ.			

PART NO. WF2005-2WRXXXXX A3

TITLE: 2.00mm PH WTB WAFER 90° DIP

Customer NO.

WCON
Http: www.wcon.com

WCON-Dongguan
Tel: +86 769 85358920
Fax: +86 769 85358915
E-mail: sales@wcon.com

WCON-Kunshan
Tel: +86 512 57468408
Fax: +86 512 57468468
E-mail: salesks@wcon.com