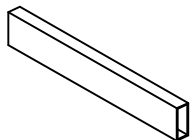


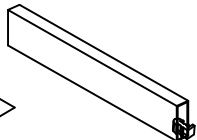

HSF

产品摆放示意图



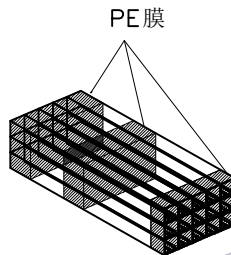

No: 1

产品装入真空管内, XXPCS/Tube
SG-XXX (XX*XX*XXmm)



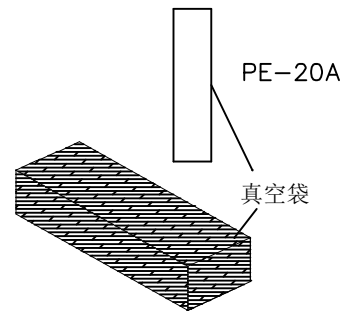

No: 2

塞塑胶塞



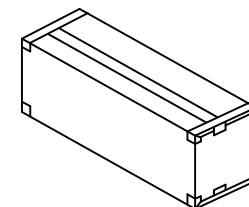
No: 3

XX管为一扎
用PE膜固定每扎真空管两端及中间,
包住两端利角, 以防划破胶袋



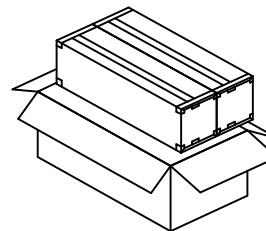
No: 4

将XX扎包扎好的真空管装入真空袋,
外加2包干燥剂, 机台抽真空
PE-20A规格: 35*95cm



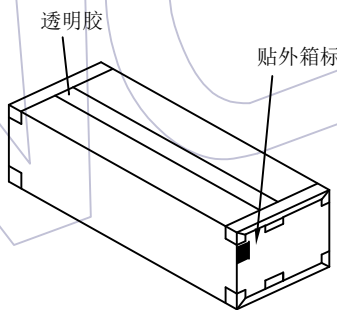
No: 5

将抽真空的产品, 放入内箱
(XX扎/内箱, XXPCS/内箱)封箱
内箱规格: CTN-10A (63*15*17CM)



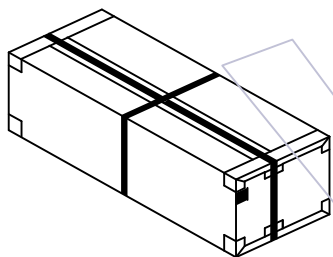
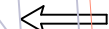
No: 6

内箱放入外箱
(2内箱/外箱, XXXPCS/外箱)
外箱规格: CTN-10C (双坑 65*33*19CM)



No: 7

封箱及贴标签于外箱侧面的左上角



No: 8

打包装带

说明:

1. 产品如图所示型态放入真空管
2. 注意各标签样式. 位置及方向的一致性
3. 打外箱包装带时需注意, 打为十字型. 另出国内客户不做打包装带
4. 如产品具有方向性, 产品摆放方向每管每箱均要统一.
5. 当订单数量不足一内箱数量时, 内箱可充当外箱使用, 并贴标签

变更
记事

						零件图	颜色		SCALE	FIT	 WCON ELECTRONICS (GUANGDONG) CO. LTD 料号 PART NO. WF4141-2WRXXWA2 品名 TITLE: 4.14mm Pitch, Male, Double Row, R/A DIP
						X.	材质		UNIT	mm	
						X.X	DESING	苏 珊	SIZE	A4	
						X.XX	CHECK		SHEET	1/1	
						X.XXX	APPROVE		PROJ.		
版次	日期	变更说明	变更	核准		Angle					
REV	DATE	MODIFICATION DESCRIPTION	CHANGE	APPROVE		X.					
						DIM					
						TOL					