

HSF

NOTE:

1.MATERIAL:

- 1.1 INSULATOR: LCP+30%G.F, UL94V-0; BLACK.
- 1.2 CAP: LCP+30%G.F, UL94V-0; BLACK.
- 1.3 CONTACT: PHOSPHOR BRONZE.
- 1.4 MOUNTING EAR: PHOSPHOR BRONZE.

2.FINISH:

- 2.1 CONTACT: 3u" OR 5u" MIN. GOLD PLATED IN CONTACT AREA
80u" MIN. TIN PLATED IN SOLDER AREA
50u" MIN. NICKEL UNDERPLATED OVERALL.
- 2.2 MOUNTING EAR: 100u" MIN. TIN PLATED OVER
50u" MIN. NICKEL UNDERPLATED OVERALL.

3.ELECTRICAL CHARACTERISTICS

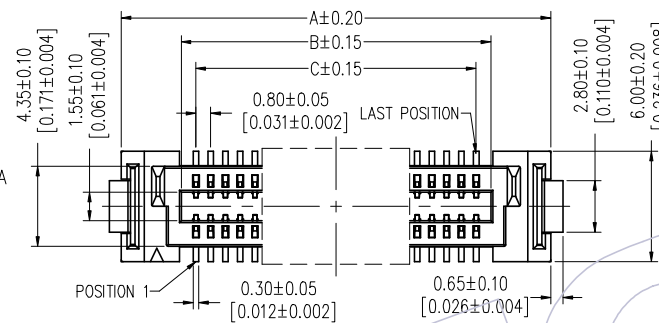
- 3.1 CURRENT RATING: 0.5A.
- 3.2 CONTACT RESISTANCE: 65mΩ MAX.
- 3.3 INSULATION RESISTANCE: 1000MΩ MIN DC500V.
- 3.4 DIELECTRIC WITHSTANDING VOLTAGE: 250V AC PER MINUTE.
- 3.5 OPERATING TEMPERATURE: -40°C ~ +105°C.
- 3.6 OPERATING: 100 CYCLES MIN.
- 3.7 INSERTION FORCE: 90g MAX. Per PIN Pair.
- 3.8 WITHDRAWAL FORCE: 10g MIN. Per PIN Pair.
- 3.9 CONTACT RETENTION FORCE: 250g MIN. PER CONTACT
- 3.10 STORAGE TEMPERATURE: -10°C ~ +40°C.

Flatness: <80Pins The "M" Is 0.10mm MAX
 ≥80Pins The "M" Is 0.15mm MAX

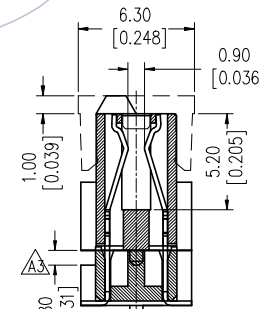
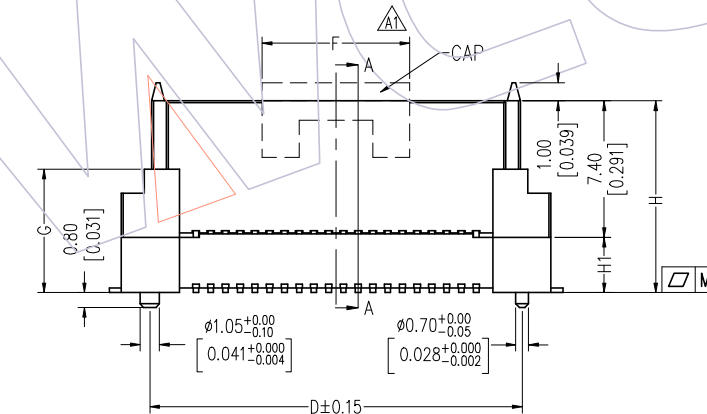
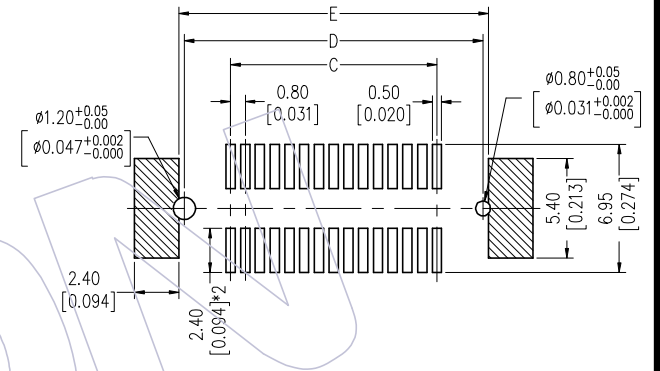
Ordering Information

3614- S XXX - XXX XX R 02

No.of Pins High "H" Contact Plating Packing
 S1=3u"Gold/Tin R=Tape&Reel+CAP
 S2=5u"Gold/Tin



Recommended P.C.B Layout(Top Side)
 (PCB BOARD TOLERANCE±0.05)



Dim H	Dim G (+0.0/-0.40)	Dim H1
7.40	4.00	---
10.40	7.00	3.00
11.40	8.00	4.00
12.40	9.00	5.00
13.40	10.00	6.00

CAP PART NO.	Dimension	
	F	Applicable Pins
CAP3614-G202	8.00	20~30
CAP3614-G203	16.00	40~50
CAP3614-G204	24.00	60~70
CAP3614-G205	32.00	80~90
CAP3614-G206	40.00	100~110~120

No. of Pins	Dimension				
	A	B	C	D	E
20	15.30	8.80	7.20	12.20	12.80
30	19.30	12.80	11.20	16.20	16.80
40	23.30	16.80	15.20	20.20	20.80
50	27.30	20.80	19.20	24.20	24.80
60	31.30	24.80	23.20	28.20	28.80
80	39.30	32.80	31.20	36.20	36.80
100	47.30	40.80	39.20	44.20	44.80
120	55.30	48.80	47.20	52.20	52.80
160	71.30	64.80	63.20	68.20	68.80

REV	DATE	MODIFICATION DESCRIPTION	CHANGE	DIM	TOL	OPERATION	DRAW	DATE	SCALE	FIT	PART NO.
A3	2018/05/24	MODIFYF	△			OPERATION	Draw	2018/05/24	UNIT	mm	3614-SXXX-XXXXR02
A2	2017/02/14	ADD CAP	△		±0.40	X.X	CHECK	DATE	SIZE	A4	
A1	2016/10/11	更改CAP的长度	△		±0.25	X.XX	APPROVE	DATE	SHEET	1/1	
A0	2014/09/18	NEW	—		±0.15	X.XXX		DATE	PROJ.	Customer NO.	
					± 3'	Angle					

WCON
 Http: www.wcon.com

WCON-Dongguan WCON-Kunshan
 Tel: +86 769 85358920 Tel: +86 512 57468408
 Fax: +86 769 85358915 Fax: +86 512 57468468
 E-mail: sales@wcon.com E-mail: sales@wcon.com