HSF

NOTES:
Rated Current: 15 AMP
Contact Resistance: 8 mΩ Max
Withstand Voltage: 2000 V AC/DC
Insulation Resistance: 1000 MΩ min
Operation Temperature: −40℃ to +105℃
Wire Range: 30~12 AWG
Wire Strip Length: 7 mm
Screw Counter Torsion Force: 4.4 lbf.in Min.

2P Without RAMP Locking "A"

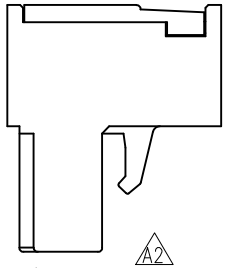

W/O WCON LOGO

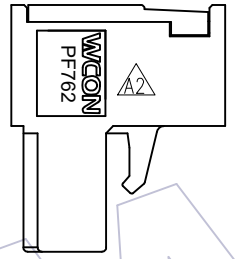

W/T WCON LOGO

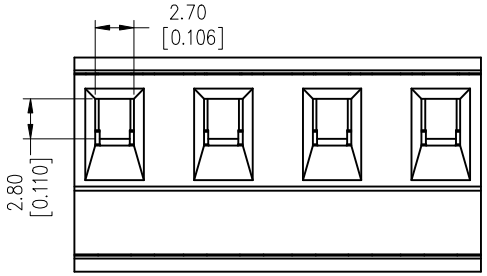

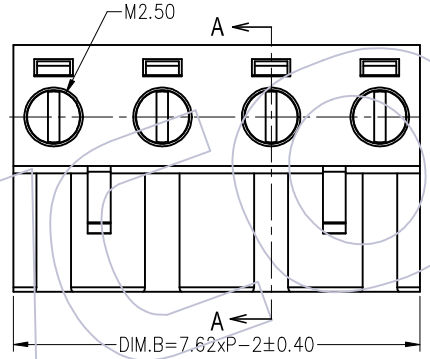

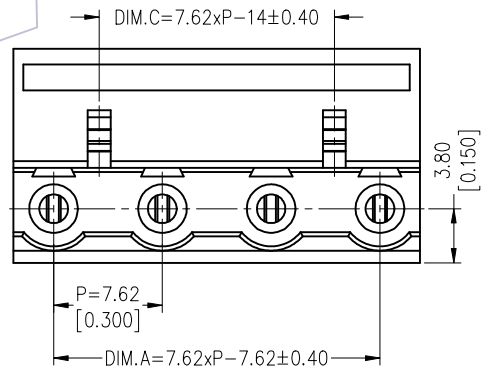

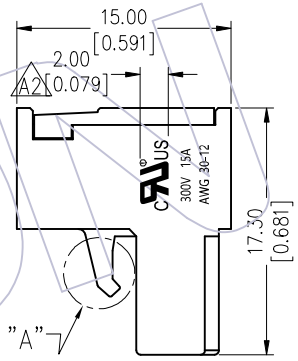

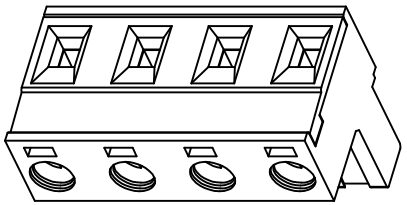

3D VIEW(REF.)

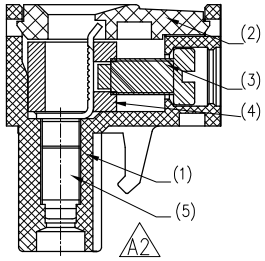

SECTION A-A

Ordering Information:

P F 762 - C XX A SM N 1 N (A1 A2)

- F: F=Female
- Picth: 762=7.62
- No.of Pins: 02-20P
- Color: A=Green
- Contact Plated: SM=Matte Tin
- Type: N=W/O Two Side Screw
- A1: N
- A2: Blank=W/T WCON Logo, N=W/O WCON Logo

A2

PIN	DIM.A	DIM.B	DIM.C	PIN	DIM.A	DIM.B	DIM.C
02	7.62	13.24	——	12	83.82	89.44	77.44
03	15.24	20.86	8.86	13	91.44	97.06	85.06
04	22.86	28.48	16.48	14	99.06	104.68	92.68
05	30.48	36.10	24.10	15	106.68	112.30	100.3
06	38.10	43.72	31.72	16	114.30	119.92	107.92
07	45.72	51.34	39.34	17	121.92	127.54	115.54
08	53.34	58.96	46.96	18	129.54	135.16	123.16
09	60.96	66.58	54.58	19	137.16	142.78	130.78
10	68.58	74.20	62.20	20	144.78	150.40	138.40
11	76.20	81.82	69.82				

A2

ITEM	TITLE	P/N	Q'TY	Material
(5)	Contact	TPT051-PSM002	N	C5191R-H T=0.4
(4)	Pin Block	BL025-1SNI01	N	C3604
(3)	Screw	MA025-1SXX01	N	C1018
(2)	Cover	HPC762-XXB1AN1	1	PA66 UL94-V0
(1)	Housing	HPF762-XXB1AN1(N)	1	PA66 UL94-V0

REV	DATE	MODIFICATION DESCRIPTION	CHANGE
A2	2020/08/05	ADD UL LOGO; ADD W/O WCON LOGO P/N (A2)	XSR
A1	2015/07/15	Modify (A1)	Allen
A0	2013/07/17	NEW	——

OPERATION	
X.X	±0.40
X.XX	±0.25
X.XXX	±0.15
Angle	± 3°
DIM	TOL

DRAW	XSR	DATE	2020/08/05
CHECK		DATE	
APPROVE		DATE	

SCALE	FIT
UNIT	mm / inch
SIZE	A4
SHEET	1/1
PROJ.	

PART NO. PF762-CXXASMN1(N) (A2)

TITLE: 7.62mm Pitch Female Pluggable Terminal Blocks

Customer NO.

WCON
Http: www.wcon.com

WCON-Dongguan
Tel: +86 769 85358920
Fax: +86 769 85358915
E-mail: sales@wcon.com

WCON-Kunshan
Tel: +86 512 57468408
Fax: +86 512 57468468
E-mail: salesks@wcon.com